



LRS Series

L07RS–L22RS (10–30 HP)

Variable Speed Rotary Screw Compressors





A Better Approach

CompAir has a long history of manufacturing compressed air equipment. What sets CompAir apart is our design approach. We use advanced design techniques that result in products which uniquely combine **simplicity** with **cutting edge technology**. The result - a compressor that delivers outstanding performance with unprecedented serviceability.

Advanced Technology

INSPIRED SIMPLICITY

The Total Package


CompAir has the total package – extensive compressor and air treatment product lines, sales and service support through our extensive network of authorized local distributors, and industry leading warranty programs. Because we offer more than just compressed air equipment, we can provide *solutions* that keep you running, protect your production objectives and save you money.

Expect More?
Choose CompAir.

A Whole New Level of Serviceability

Designed with the customer in mind, all CompAir compressors feature a clean, simple and intuitive layout. Our “advanced but simple package design” ensures first class serviceability by:

- Lowering maintenance and service costs
 - Reduced number of external hoses and components to maintain
 - Automatic belt tensioning system provides correct belt tension and longer belt life
- Lengthening service life
 - Superior long-life components ensure excellent compressed air quality
 - Combination air/oil cooler design eliminates unnecessary wear and condensate in the compressor system
- Limiting down time
 - Quick access to grouped service components behind a lift-off canopy



Experience the difference
of a *truly* service-friendly compressor



EASY To Navigate COMPACT Packages



Small footprint or superior serviceability?

Achieve the best of both worlds with CompAir. Our integrated design eliminates unneeded connections and minimizes piping; allowing the footprint of the package to be reduced without overlooking the importance of serviceability.

Lower
installation
costs

Increased flexibility
when determining
installation location

Ability to more
easily handle and
move machines

Small Footprints = Cost Savings



Without sacrificing serviceability, CompAir compressor packages feature some of the smallest footprints in the industry.

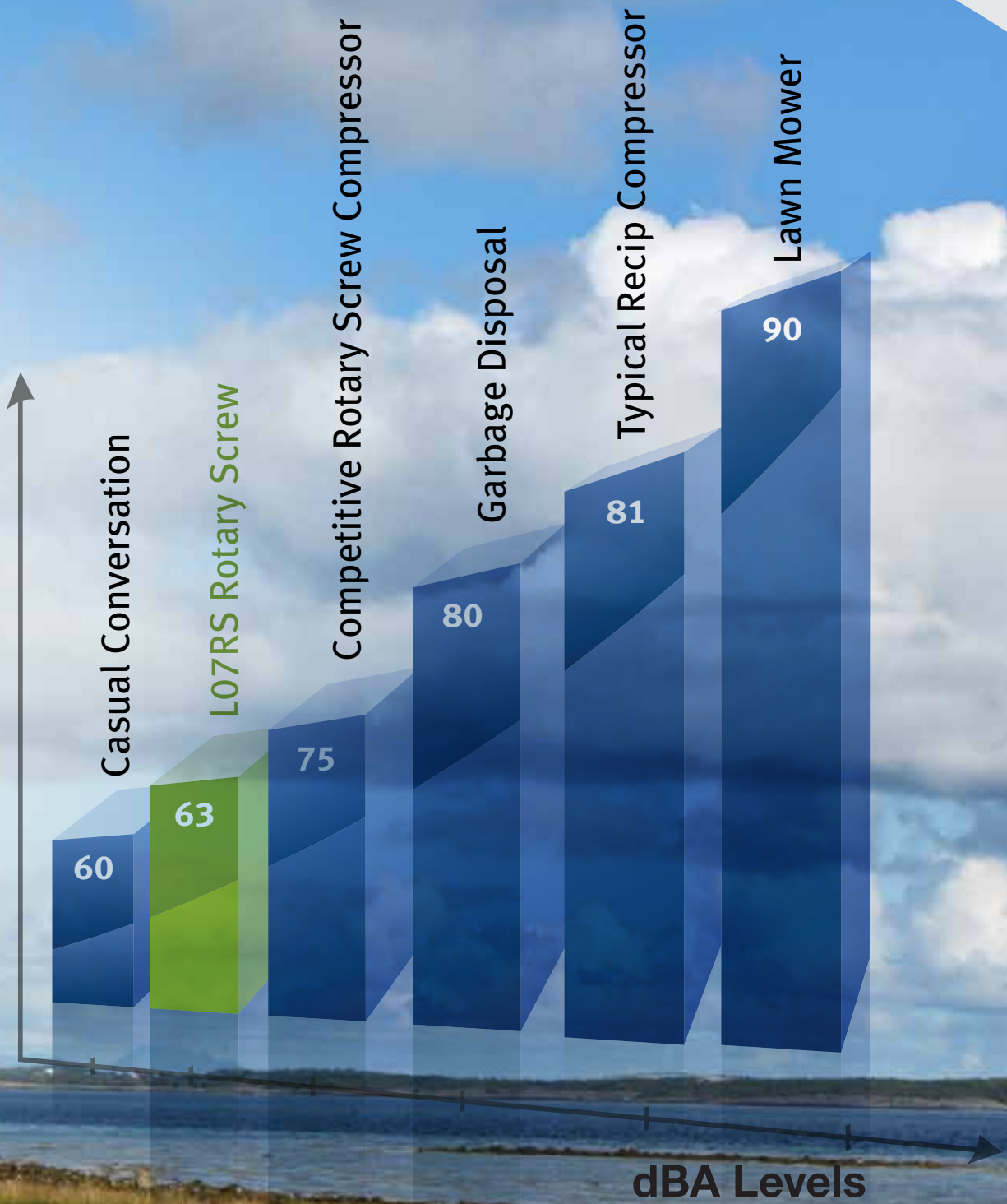


Nearly

SILENT

Noise Levels

CompAir's compressor designs feature high quality, sound installation enclosure panels. CompAir's design techniques reduce the noise to whisper quiet levels and eliminate the need for a separate compressor room, saving you money on installation costs.



CompAir — Taking quiet to a whole new level

The Complete Package

CompAir's AirStation is a complete air system in one package. Using a fully integrated rotary screw compressor, tank-mounted with optional dryer, the AirStation is a true "plug and play" compressed air solution.

“By mounting the components on the receiver, the footprint required for installation is reduced by more than 50%”






L15RS

 **CompAir**

 **AirStation**

IT'S ALL IN THE DETAILS



Every component on the CompAir AirStation was designed with the end user in mind. From the zero air-loss automatic tank drain to the integrated forklift slots, we paid attention to the details.



The three way bypass valve allows for dryer maintenance while the compressor is running and corrosion-resistant stainless steel air supply piping minimizes the chance for costly leaks.



The optional refrigerated dryer guarantees top performance with low pressure losses. Our optional integrated cold coalescing filter delivers a 20–25% reduction in oil content compared to a standard dryer with an external afterfilter.

- Integrated Grade B filter standard



Reduce Energy. Maximize Efficiency. **SAVE MONEY.**

Perfect Response to Your Individual Air Demand

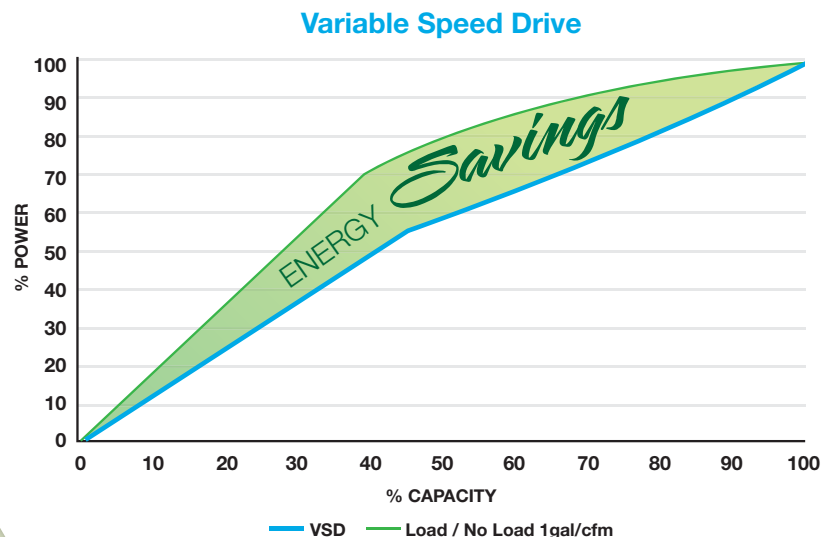
Variable speed compressors from CompAir can efficiently and reliably handle the varying air demand. The right variable speed compressor in the right application delivers significant energy savings and a stable air supply at constant pressure.

Minimize Your Energy Consumption

The largest cost component of a compressor during its lifetime is the power required to operate it. Maximum efficiency at any level of demand cuts energy costs and saves money.



Energy Savings



High Efficiency
TEFC Motor

Superior
Specific Power

Minimal Pressure Drop

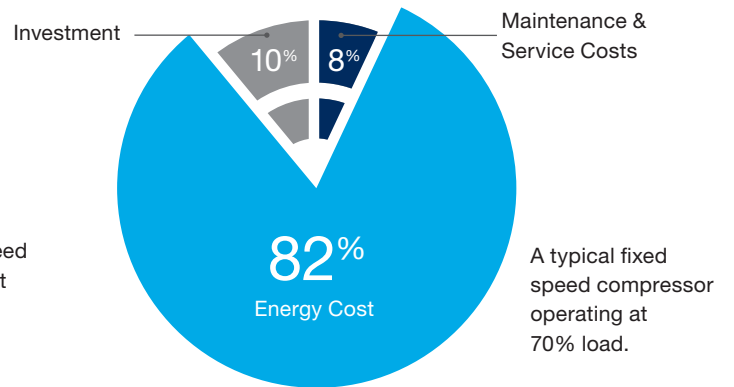
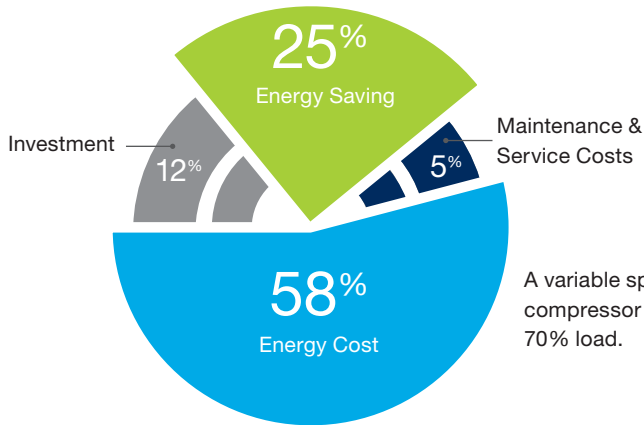
VALUE

Low Life
Cycle Costs

Market Leading
Energy Savings

Lowest kW/100 CFM

Variable Speed vs. Fixed Speed



Using a variable speed compressor can easily **save 25% energy** by using just the right amount of energy required to do the job and no more.



get in touch


with the next generation
of compressor controllers



CompAir completes its industry leading compressor packages with the state-of-the-art dual position Delcos Pro controller. Featuring advanced software and an easy to use interface, the Delcos Pro controller provides and displays an extensive amount of data on the operation of your compressor.



Built-In Intelligent Controls



Delcos Pro Controller Features

- Real time clock
- Second pressure setting
- Discharge/line/network pressure data displayed
- Advanced fault history log
- Programmable inputs and outputs
- Auto restart after power failure
- RS485-Modbus RTU Standard

Superior

SUPPORT

at a Local Level

Best Warranty in the Industry

Experience Peace of Mind

CompAir's engineering philosophy ensures long-lasting, reliable equipment. Our simple, but bold warranty programs demonstrate our belief in the quality found in CompAir compressors.

Our standard warranty ensures that you've got peace of mind when it comes to your system's operation. For added protection, take advantage of our 10 year extended warranty program. Simply stated, it's the best in the industry.





Sales & Service Distributors Across America

An Extensive Network

By leveraging CompAir's extensive network of factory trained authorized local distributors, your sales, service and technical support needs can be handled quickly and easily. Keeping your compressors maintained and adequately serviced has never been simpler.



To find a distributor
scan the QR code or visit:
<http://us.compair.com/find>

Keeping The System

HEALTHY

Factory - Specified Parts & Accessories:

Each and every part that goes into a CompAir compressed air system is tested and approved by our world-class Engineering team. Don't trust some faceless pirate to supply the vital parts and accessories that keep your compressed air system healthy. Where will they be when their knock-off parts cause problems for your operation?

Replacement Parts

CompAir air compressor parts have tolerances as low as one-ten-thousandths of an inch. Keep *that* in mind as you decide where to purchase your replacement parts.

Service Components

Oil filters, separators and air filters are specified and designed into a CompAir compressor as part of the total package. Replacing these components with genuine CompAir parts ensures that your compressed air system remains a total package.

Ensure your
compressed air system
remains a total package



Food Grade High
Temperatures
SYNTHETIC
Semi-Synthetic



Meeting Demands

Also known as the “lifeblood” of the air compressor, choosing the correct lubricant is vital in maximizing efficiencies and equipment longevity. Whatever your application, there is a CompAir lubricant formulated to meet your demands, head-on.

Technical Data

L07RS–L11RS Screw Compressor

Model	Nominal Pressure	Drive Motor		FAD ¹	Noise Level ²	Weight	Dimensions L x W x H
	psig	HP	kW	cfm	dBA	lbs	inches
L07RS	100	10	7.5	44.5	70	452	26.5 x 24.8 x 41.3
	125			38.7			
	190			26.4			
L11RS	100	15	11	63.1	70	483	26.5 x 24.8 x 41.3
	125			57.9			
	190			44.1			

1) Data measurements and specifications in accordance with ISO 1217 Annex C within the tolerances specified: Intake pressure 14.5 psi, Intake temperature 68°F, Humidity 0% (dry)

2) Measured in free field conditions in accordance with ISO 2151 and ISO 9614-2, tolerance ± 3 dB(A).

L07RS–L11RS AirStation

Screw Compressor	L07RS			L11RS		
Nominal Pressure (psig)	100	125	190	100	125	190
FAD (scfm) ¹⁾	45	39	29	64	59	45
Drive Motor (HP (kW))	10 (7)			15 (11)		
Voltage (V / Hz / Ph)	460 / 60 / 3					
Noise Level (dB (A)) ²⁾	63 (at 70% load)			64 (at 70% load)		
Refrigeration Dryer ³⁾	CNC50			CNC75		
Total Absorbed Power (kW)	0.4			0.6		
Voltage (V / Ph / Hz)	115 / 1 / 60					
Refrigerant	R134a					
Air Outlet (NPT)	½"			¾"		
Air Receiver (Volume)	80 / 120 gal					
Air Outlet (NPT)	1"					
Dimensions						
Length x Width x Height (in)	52 x 32 x 68 (80 gallon tank) 73 x 32 x 68 (120 gallon tank) 63 x 32 x 68 (80 gallon tank with dryer) 72 x 32 x 68 (120 gallon tank with dryer)					
Weight (lbs)	859 (80 gallon tank) 942(120 gallon tank) 959 (80 gallon tank with dryer) 1032 (120 gallon tank with dryer)			879 (80 gallon tank) 962(120 gallon tank) 1130 (80 gallon tank with dryer) 1214 (120 gallon tank with dryer)		

1) Data measured and stated in accordance with ISO 1217 Annex C and the following conditions:
Air Intake Pressure 1 bar a, Air Intake Temperature 20°C, Humidity 0% (dry)

2) Measured in free field conditions in accordance with ISO 2151 and ISO 9614-2, tolerance ± 3 dB(A).

3) The refrigerant dryer requires a separate electric supply. Data refer to DIN ISO 7183, 8573-1:2001 (class 4, pressure dew point 3°C).

L15RS–L22RS Screw Compressor

Model	Nominal Pressure	Drive Motor		FAD ¹	Noise Level ²	Weight	Dimensions
	psig	HP	kW	cfm	dBA	lbs	L x W x H inches
L15RS	100	20	15	92	67	805	31 x 27.5 x 47.3
	125			85			
	190			59			
L18RS	100	25	18	108	68	840	31 x 27.5 x 47.3
	125			96			
	190			78			
L22RS	100	30	22	125	69	851	31 x 27.5 x 47.3
	125			116			
	190			94			

1) Data measurements and specifications in accordance with ISO 1217 Annex C within the tolerances specified: Intake pressure 14.5 psi, Intake temperature 68°F, Humidity 0% (dry)

2) Measured in free field conditions in accordance with ISO 2151 and ISO 9614-2, tolerance ± 3 dB(A).

L15RS–L22RS AirStation

Screw Compressor	L15RS			L18RS			L22RS		
Nominal Pressure (psig)	100	125	190	100	125	190	100	125	190
FAD (scfm) ¹⁾	92	85	59	108	96	78	125	116	94
Drive Motor (HP (kW))	20 (15)			25 (18)			30 (22)		
Voltage (V / Hz / Ph)	460 / 60 / 3								
Noise Level (dB (A)) ²⁾	67 (at 70% load)			68 (at 70% Load)			69 (at 70% Load)		
Refrigeration Dryer ³⁾	CNC100 / CES90			CNC125 / CES120			CNC150 / CES140		
Total Absorbed Power (kW)	0.9			1.3			1.3		
Voltage (V / Ph / Hz)	115 / 1 / 60								
Refrigerant	R134a								
Air Outlet (NPT)	1"			1"			1"		
Air Receiver (Volume)	120 gal								
Air Outlet (NPT)	1"								
Dimensions									
Length x Width x Height (in)	73 x 32 x 74 (120 gallon tank) 80 x 32 x 74 (120 gallon tank with dryer)								
Weight (lbs)	1260 (120 gallon tank) 1571 (120 gallon tank with non-cycling dryer) 1555 (120 gallon tank with cycling dryer)			1295 (120 gallon tank) 1628 (120 gallon tank with non-cycling dryer) 1612 (120 gallon tank with cycling dryer)			1306 (120 gallon tank) 1645 (120 gallon tank with non-cycling dryer) 1629 (120 gallon tank with cycling dryer)		

1) Data measured and stated in accordance with ISO 1217 Annex C and the following conditions: Air Intake Pressure 1 bar a, Air Intake Temperature 20°C, Humidity 0% (dry)

2) Measured in free field conditions in accordance with ISO 2151 and ISO 9614-2, tolerance ± 3 dB(A).

3) The refrigerant dryer requires a separate electric supply. Data refer to DIN ISO 7183, 8573-1:2001 (class 4, pressure dew point 3°C).

WWW.COMPAIR.COM




www.CompAir.com

www.CompAir.com/contact
866-606-6131

CompAir USA
1301 North Euclid Avenue
Princeton, IL 61356
United States of America

CompAir Canada
2390 South Service Road West
Oakville, Ontario L6L 5M9
Canada



©2013 Gardner Denver, Inc.
CU-L07RS-L22RS 1st 12/13

Printed in U.S.A.

